

## Creating an Account

To create an account:

1. Open your Browser, and enter:  
<https://bcrc-mooc.moschorus.com/>
2. Click **Create an account**.
3. Complete the six fields.

**NOTE:** There is currently no policy regarding the password you create. However, it is recommended that your password is at least 8 characters in length and is a combination of uppercase letters, lowercase letters, numbers, and symbols.

4. Click **OK**. The BCRC-Caribbean LXP opens to the **Home** page.

## Logging Into the BCRC-Caribbean LXP

To log into the BCRC-Caribbean LXP:

1. Click <https://bcrc-mooc.moschorus.com/>
2. Enter your **Username** and **Password**, and then click **SIGN IN**. The LXP opens to your **Home** page.

## Forgot Your Password?

If you have forgotten your password, you can submit a request to have it reset.

1. On the **SIGN IN** page, click **Forgot your password**.
2. In the **Password reset request** window that opens, enter your **Username** and then click **Send me a link to reset my password**.

A new password will be sent to your email account.

See **Creating an Account** for guidelines on creating a password.

## Menu Items

Along the top of the page, there are four menu items:

[HOME](#) [ABOUT US](#) [GLOSSARY](#) [FAQ](#)

## Home Page

On your **Home** page, you will see:

- Information about BCRC-Caribbean's online courses.
- Your progress.
- A welcome video from Ms. Jewel Batchasingh, Director, BCRC-Caribbean.
- List of Courses.

## About Us

The **About Us** page tells you about the BCRC-Caribbean and its mandate to manage wastes and chemicals throughout the Caribbean.

## Glossary

The **Glossary** is an alphabetical list of terms related to the BCRC-Caribbean along with their definitions.

## FAQ

The **FAQ** — Frequently Asked Questions — is a list of commonly-asked questions, and their answers, pertaining to the BCRC-Caribbean and its mandate.

## Beginning a Course


To begin a course:

1. On the **Home** page, scroll down to the **List of Courses**.
2. Click on the name of the course that you want to begin. Or click on the three dots to the right of the course name and select **Enter Course**.

## Managing Your Photo

You can upload or change the photo used in the profile pic.

To change your photo:

1. Click the profile pic in the top right-hand corner of the window. 
2. Select **Change photo**.
3. In the **Change Photo** window that opens, click **Choose File**.
4. Navigate to your photo and double-click to select it.


**NOTE:** The photo must be a .jpg or .png file.

5. You are returned to the **Change Photo** window. Click **OK**. The new photo will appear when you log out and then log back in.

## Changing Your Password

You can change the password you use to sign into the BCRC-Caribbean LXP.

To change your password:

1. Click the profile pic in the top right-hand corner of the window. 


2. Select **Change Password**.
3. In the **Current password** field, enter your current password.
4. In the **Enter a new password** field, enter a new password.

**NOTE:** There is currently no policy regarding the password you create. However, it is recommended that your password is at least 8 characters in length and is a combination of uppercase letters, lowercase letters, numbers, and symbols.

5. In the **Confirm password** field, re-enter the new password.
6. Click **Save**.

## Logging Out

To log out of the BCRC-Caribbean LXP:

1. Click the profile pic in the top right-hand corner of the window. 
2. Select **Logout**.

## Getting Help

If you require assistance, please contact BCRC-Caribbean:

Telephone: (868) 628-8369

Email: [info@bcrc-caribbean.org](mailto:info@bcrc-caribbean.org)